


Contenu du kit

4 x



4 x



Outils requis




Étape 1

Dévisser les vis des
coins inférieur des
portes



Étape 2

Pré-installer une vis par plaque
Insérer la plaque sous la porte puis visser en place




Kit contents

4 x



4 x



Required tools



Step 1

Unscrew lower corners screws



Step 2

Pre-install a screw per plate
Install plate underneath the door then screw in place

